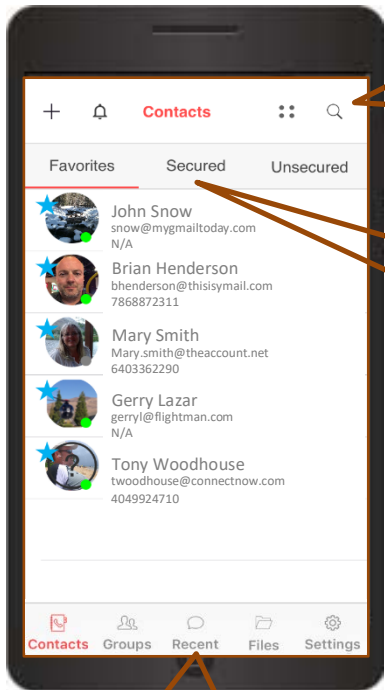


EXPLORE YOUR APP



Making Connections

Global Connect – search for contacts and securely connect.

Confirm Connection – Accept a connection request.

Change View – Change between list view and icon view.

Search – Search your Favorite, Secured or Unsecured contacts.

Your Contacts

Favorites – Your favorite Secured Contacts.

Secured – Secured Contacts also using Secured Communications.

Unsecured – Other contacts in your phone's contact list.

Your Groups

Search – Search your list of groups.

Add Group – Join an Agency Group (enter Group ID) or create a Private Group from your Secured Contacts.

Navigation

Contacts – Your Secured and Unsecured Contacts and Favorites.

For quick access, make your most messaged Contacts **Favorites**.

Groups – Your Secured Communications Groups.

To join a new group, click “+” and enter the Group Code.

Recent – Recently received one-to-one and group messages.

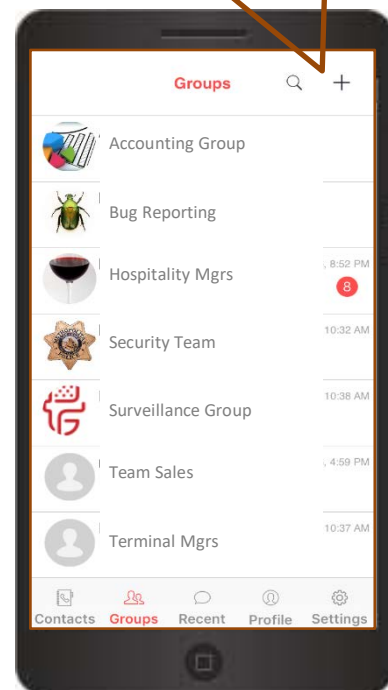
Click **Recent** to see all new messages (listed on top, in bold).

Files – Send, receive and remotely manage your secure files.

The app auto-synchs to files uploaded to your Command Center.

Settings – Version, help, profile, change password, font and logout.

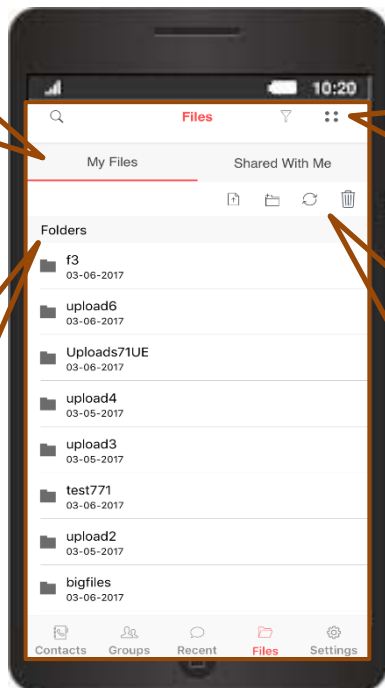
Go to **Profile** and upload your photo and add your details.



Access, Share and Manage Your Secure Files

Your Mobile App synchs with your Command Center to show all secure files in your account, allowing you to manage your files remotely. You can upload, download, rename, copy, move and share files, create new folders and delete files all from your app. You can also view certain files shared with you via secure messages including images, audio, videos and PDFs.

Your Files
My Files – Your secure files.
Shared with Me – Files shared to you.



The screenshot shows the 'Files' app interface. At the top, there's a search bar and a filter icon. Below that, two tabs are visible: 'My Files' (selected) and 'Shared With Me'. A toolbar contains icons for folder creation, refresh, and deletion. The main area lists folders with names and dates: f3 (03-06-2017), upload6 (03-06-2017), Uploads71UE (03-06-2017), upload4 (03-05-2017), upload3 (03-05-2017), test771 (03-06-2017), upload2 (03-05-2017), and bigfiles (03-06-2017). At the bottom, a navigation bar includes 'Contacts', 'Groups', 'Recent', 'Files' (highlighted), and 'Settings'.

Look
Search – Search files.
Sort – Sort files (date/name)
View – Change view (listing/icon).

Folders and Files

- ✓ Access all folders and files in your Command Center.
- ✓ Files not in a specific folder are listed below folders.
- ✓ Can share individual files from mobile app.

Organize
Upload – Upload image or video from mobile device.
Folder – Create a new folder.
Refresh – Synch between mobile app and Command Center.
Delete – Delete files (one at a time).

Manage and Share
Touch and press a single file to access these options (see below).
Menu – File rename, move, copy, properties and permissions.
Share – Share with contacts/groups and set share permissions.
Download – Download files from mobile to Command Center.

Access

1. Touch and press a single file to highlight.
2. Manage & Share menu opens.
3. For **Delete**, may select additional files.

